

Timberlea and Lakeside

COMMUNITY PROFILE

Timberlea and **Lakeside** are neighbouring communities in the most western part of Halifax Regional Municipality's suburban area. The communities were semi-rural until more suburban style development began in the 1990s. There are many outdoor recreation opportunities in Timberlea and Lakeside, including the B.L.T. Rails to Trails and the Bluff Trails network. Both communities have seen residential development growth and increased commercial activity as the municipality has grown over recent decades.

Population

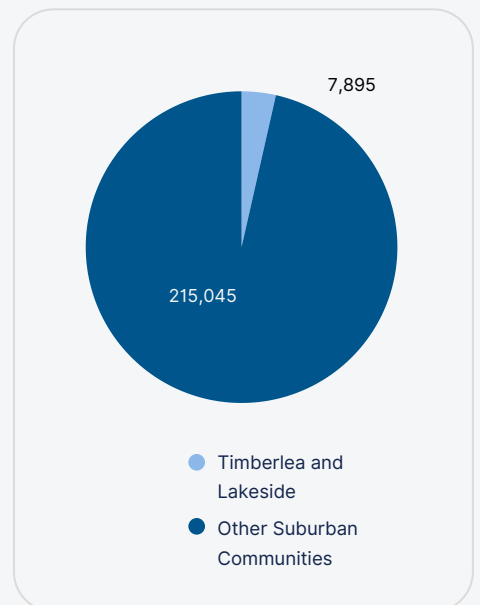
Census 2021



4%

Timberlea and Lakeside's share of the total Suburban Area population (222,940).

2024 Estimate



7,895

Total Timberlea and Lakeside population in 2021

9,159

Estimated Timberlea and Lakeside population in 2024

Approximately 13.8% growth between 2021 – 2024.

Age

Census 2021

Average age
39 years



0-14

17%



15-64

71%



65+

12%

Identity

Census 2021

Indigenous

301 3.6%

3.6% of Timberlea and Lakeside residents identify as Indigenous.

Visible minority

869 11%

11% of Timberlea and Lakeside residents identify as a visible minority.

Immigrant to Canada

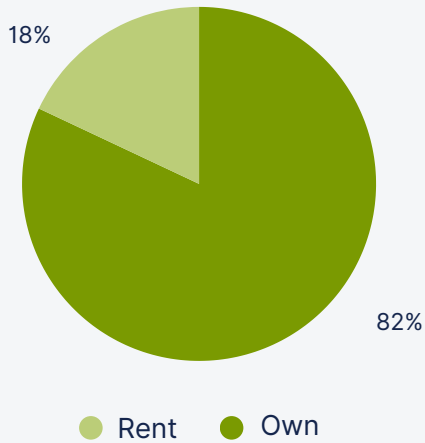
696 8.8%

8.8% of Timberlea and Lakeside residents identify as an immigrant to Canada.

A note on data sources: Data labelled *Census 2021* was sourced from the 2021 Statistics Canada census, while data labeled *2024 Estimate* was sourced from Environics population estimates.

Household

Census 2021



\$106,788

Average household income



82%

Residents **own** their home

18%

Residents **rent** their home

Number of dwellings by building type



1,679 54.4%
Single-detached house



816 26.5%
Semi-detached house



99 3.2%
Row houses



74 2.4%
Apartment in duplex



249 8.1%
Apartment
(in building of < 5 storeys)



0 0%
Apartment
(in building of 5 or more storeys)



166 5.4%
Moveable dwelling



0 0%
Other single-attached house

Employment

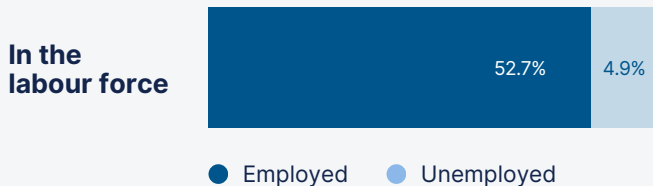
Census 2021

Top 5 industries employing community residents



Rate of employment

Census 2021



Transportation

Census 2021

Preferred mode of transportation to work



Personal vehicle
90%
83% Driver
6% Passenger



Public transit
5%



Active Transportation / Other
6%