

# Beechville

COMMUNITY PROFILE

**Beechville** is a historic African Nova Scotian community originally settled in 1813 by Black refugees from the War of 1812. It is one of the oldest African Nova Scotian communities in Nova Scotia. In the 1970s, expropriation of land, industrial rezoning and rapid development impacted the face of the community, a legacy that is still felt today. The community boundary was recently expanded to better reflect the community's historical, cultural and lived experience within the region. Beechville encompasses the Bayers Lake Business Park, Beechville Industrial Park, residential subdivisions, community facilities and green spaces. Highway 103 and St Margarets Bay Road both run through the community. This community is undergoing a Community Plan Review separate from the Suburban Plan process, which is being done collaboratively between community members and Halifax Regional Municipality's African Nova Scotian Community Action Program to ensure new land use planning policies are in keeping with historic African Nova Scotian Communities' culture, values and aspirations.

## Population

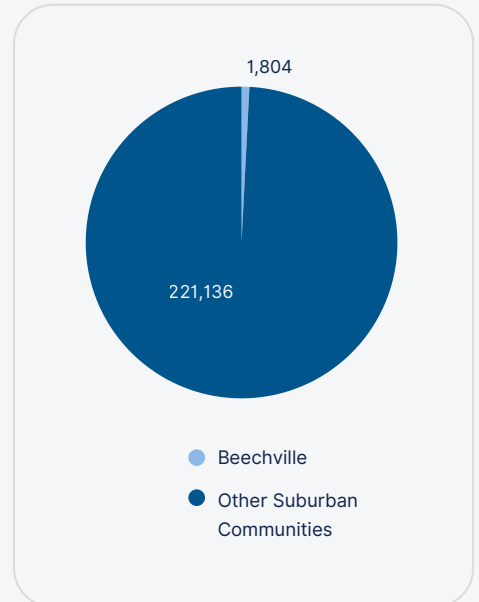
Census 2021



**1%**

Beechville's share of the total Suburban Area population (222,940).

2024 estimate



**1,804**

Total Beechville population in 2021

**2,057**

Estimated Beechville population in 2024

Approximately 12.2% growth between 2021 – 2024.

## Age

2024 Estimate

Average age

**34.6 years**



**0-14**

22%



**15-64**

71%



**65+**

6%

## Identity

Census 2021

### Indigenous

**79 4.4%**

4.4% of Beechville residents identify as Indigenous.

### Visible minority

**463 25.7%**

25.7% of Beechville residents identify as a visible minority.

### Immigrant to Canada

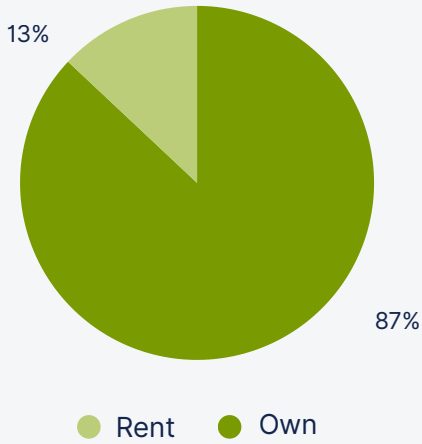
**305 16.9%**

16.9% of Beechville residents identify as an immigrant to Canada.

**A note on data sources:** Data labelled *Census 2021* was sourced from the 2021 Statistics Canada census, while data labeled *2024 Estimate* was sourced from Environics population estimates.

## Household

Census 2021



**\$117,649**

Average household income



**87%**

Residents **own** their home

**13%**

Residents **rent** their home

### Number of dwellings by building type



**361 65.5%**  
Single-detached house



**132 22.2%**  
Semi-detached house



**0 0%**  
Row houses



**8 1.4%**  
Apartment in duplex



**25 4.2%**  
Apartment  
(in building of < 5 storeys)



**0 0%**  
Apartment  
(in building of 5 or more storeys)



**40 6.7%**  
Moveable dwelling

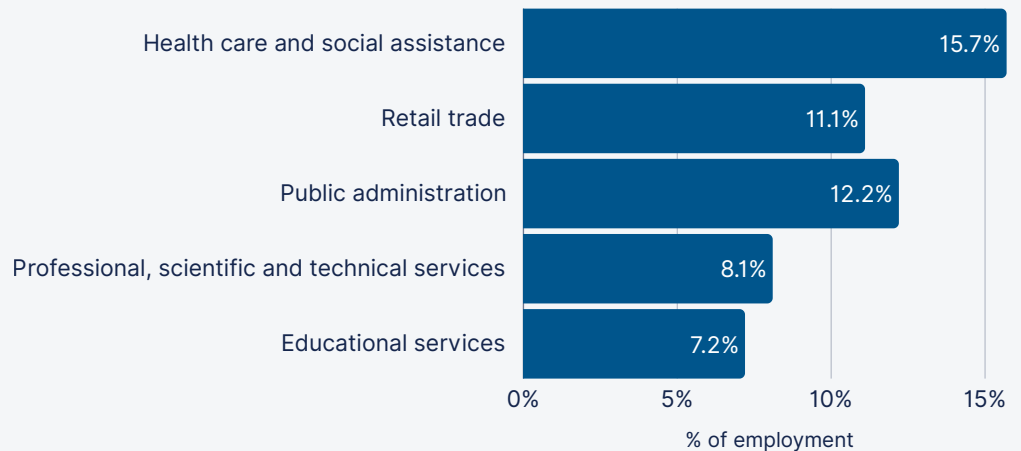


**0 0%**  
Other single-attached house

## Employment

Census 2021

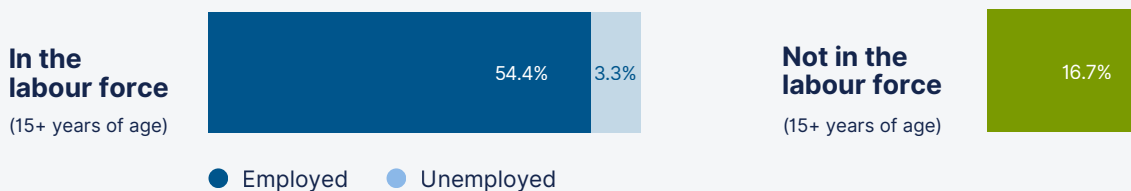
Top 5 industries employing Beechville residents



## Rate of employment

Census 2021

As a percentage of total Beechville population



## Transportation

Census 2021

Preferred mode of transportation to work



**Personal vehicle**  
**79%** Driver  
**9%** Passenger



**Public transit**  
5%



**Active Transportation /Other**  
7%