

Middle Sackville

COMMUNITY PROFILE

Middle Sackville is a suburban and rural residential community just north of Lower Sackville. It neighbours Beaver Bank at the most northern edge of the suburban area. Highway 101 bypasses the community, providing vehicle connections to the rest of Halifax Regional Municipality and the Annapolis Valley. Middle Sackville has an assortment of natural amenities such as parks, trails and Sackville Lakes Provincial Park. The area of Maroon Hill within the community is a historic African Nova Scotian community.

Population

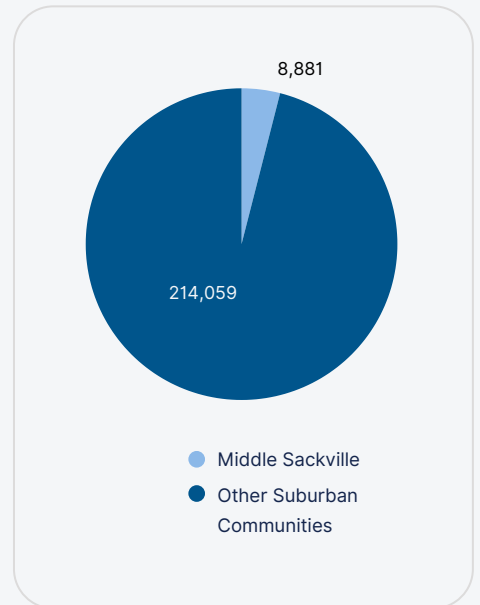
Census 2021



4%

Middle Sackville's share of the total Suburban Area population (222,940).

2024 Estimate



8,881

Total Middle Sackville population in 2021

10,051

Estimated Middle Sackville population in 2024

Approximately 11.6% growth between 2021 – 2024.

Age

Census 2021

Average age
40.7 years



0-14

17%



15-64

70%



65+

13%

Identity

Census 2021

Indigenous

396 4.5%

4.5% of Middle Sackville residents identify as Indigenous.

Visible minority

592 6.7%

6.7% of Middle Sackville residents identify as a visible minority.

Immigrant to Canada

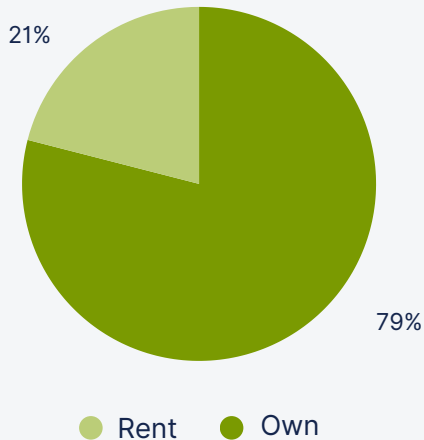
479 5.4%

5.4% of Middle Sackville residents identify as an immigrant to Canada.

A note on data sources: Data labelled *Census 2021* was sourced from the 2021 Statistics Canada census, while data labeled *2024 Estimate* was sourced from Environics population estimates.

Household

Census 2021



\$103,310

Average household income



79%

Residents **own** their home

21%

Residents **rent** their home

Number of dwellings by building type



1,964 57.1%
Single-detached house



476 13.8%
Semi-detached house



160 4.7%
Row houses



61 1.8%
Apartment in duplex



275 8.0%
Apartment
(in building of < 5 storeys)



0 0%
Apartment
(in building of 5 or more storeys)



507 14.7%
Moveable dwelling

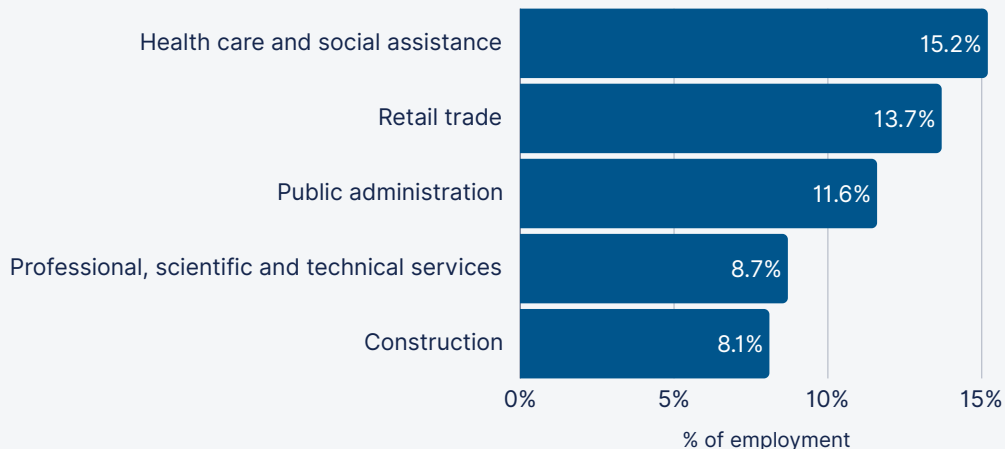


0 0%
Other single-attached house

Employment

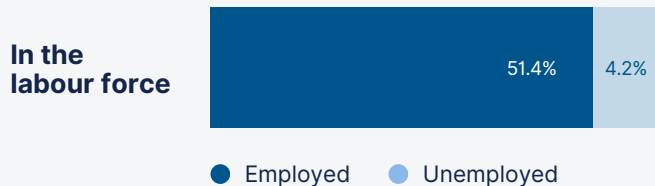
Census 2021

Top 5 industries employing community residents



Rate of employment

Census 2021



Not in the labour force

25.5%

● Employed ● Unemployed

Transportation

Census 2021

Preferred mode of transportation to work



Personal vehicle
83% Driver
8% Passenger



Public transit
6%



Active Transportation / Other
3%

91%

6%

3%